

**UNITED STATES BANKRUPTCY COURT**  
**Western District of Tennessee**  
**PETITIONS CLOSED FOR TWELVE MONTH PERIODS**  
**BY DIVISIONS**

<b>Apr 01, 2017 - Mar 31, 2018</b>			
	<b>Memphis</b>	<b>Jackson</b>	<b>Totals</b>
Chapter 7	2,814	1,002	3,816
Chapter 11	29	4	33
Chapter 12	0	1	1
Chapter 13	9,409	2,028	11,437
<b>Totals:</b>	<b>12,252</b>	<b>3,035</b>	<b>15,287</b>

<b>Apr 1, 2016 - Mar 31, 2017</b>			
	<b>Memphis</b>	<b>Jackson</b>	<b>Totals</b>
Chapter 7	3,050	926	3,976
Chapter 11	18	8	26
Chapter 12	0	0	0
Chapter 13	9,907	2,217	12,124
<b>Totals:</b>	<b>12,975</b>	<b>3,151</b>	<b>16,126</b>

<b>Apr 1, 2015 - Mar 31, 2016</b>			
	<b>Memphis</b>	<b>Jackson</b>	<b>Totals</b>
Chapter 7	3,040	1,065	4,105
Chapter 11	18	12	30
Chapter 12	0	1	1
Chapter 13	10,343	2,407	12,750
<b>Totals:</b>	<b>13,401</b>	<b>3,485</b>	<b>16,886</b>

<b>Apr 1, 2014 - Mar 31, 2015</b>			
	<b>Memphis</b>	<b>Jackson</b>	<b>Totals</b>
Chapter 7	3,424	1,086	4,510
Chapter 11	36	12	48
Chapter 12	0	0	0
Chapter 13	11,167	2,646	13,813
<b>Totals:</b>	<b>14,627</b>	<b>3,744</b>	<b>18,371</b>

<b>2018 Over 2017</b>			
	<b>Memphis</b>	<b>Jackson</b>	<b>Total %</b>
Chapter 7	(236)	76	-4.02%
Chapter 11	11	(4)	26.92%
Chapter 12	0	1	100%
Chapter 13	(498)	(189)	-5.67%
<b>Totals:</b>	<b>(723)</b>	<b>(116)</b>	<b>-5.20%</b>

<b>2018 Over 2017</b>		
	<b>Jackson</b>	<b>Total %</b>
Chapter 7	76	8.21%
Chapter 11	(4)	-50.00%
Chapter 12	1	100%
Chapter 13	(189)	-8.53%
<b>Totals:</b>	<b>(116)</b>	<b>-3.68%</b>

<b>% of Closings by Chap. By Div. Chapter % of</b>			
	<b>Memphis</b>	<b>Jackson</b>	<b>Total Closings</b>
Chapter 7	74%	26%	25%
Chapter 11	88%	12%	0%
Chapter 12	0%	100%	0%
Chapter 13	82%	18%	75%
<b>Totals:</b>	<b>80%</b>	<b>20%</b>	<b>100%</b>

<b>% of Closings by Chap. By Div. Chapter % of</b>			
	<b>Memphis</b>	<b>Jackson</b>	<b>Total Closings</b>
Chapter 7	77%	23%	25%
Chapter 11	69%	31%	0%
Chapter 12	0%	0%	0%
Chapter 13	82%	18%	75%
<b>Totals:</b>	<b>80%</b>	<b>20%</b>	<b>100%</b>

<b>% of Closings by Chap. By Div. Chapter % of</b>			
	<b>Memphis</b>	<b>Jackson</b>	<b>Total Closings</b>
Chapter 7	74%	26%	24%
Chapter 11	60%	40%	0%
Chapter 12	0%	100%	0%
Chapter 13	81%	19%	76%
<b>Totals:</b>	<b>79%</b>	<b>21%</b>	<b>100%</b>

<b>% of Closings by Chap. By Div. Chapter % of</b>			
	<b>Memphis</b>	<b>Jackson</b>	<b>Total Closings</b>
Chapter 7	76%	24%	25%
Chapter 11	75%	25%	0%
Chapter 12	0%	0%	0%
Chapter 13	81%	19%	75%
<b>Totals:</b>	<b>80%</b>	<b>20%</b>	<b>100%</b>

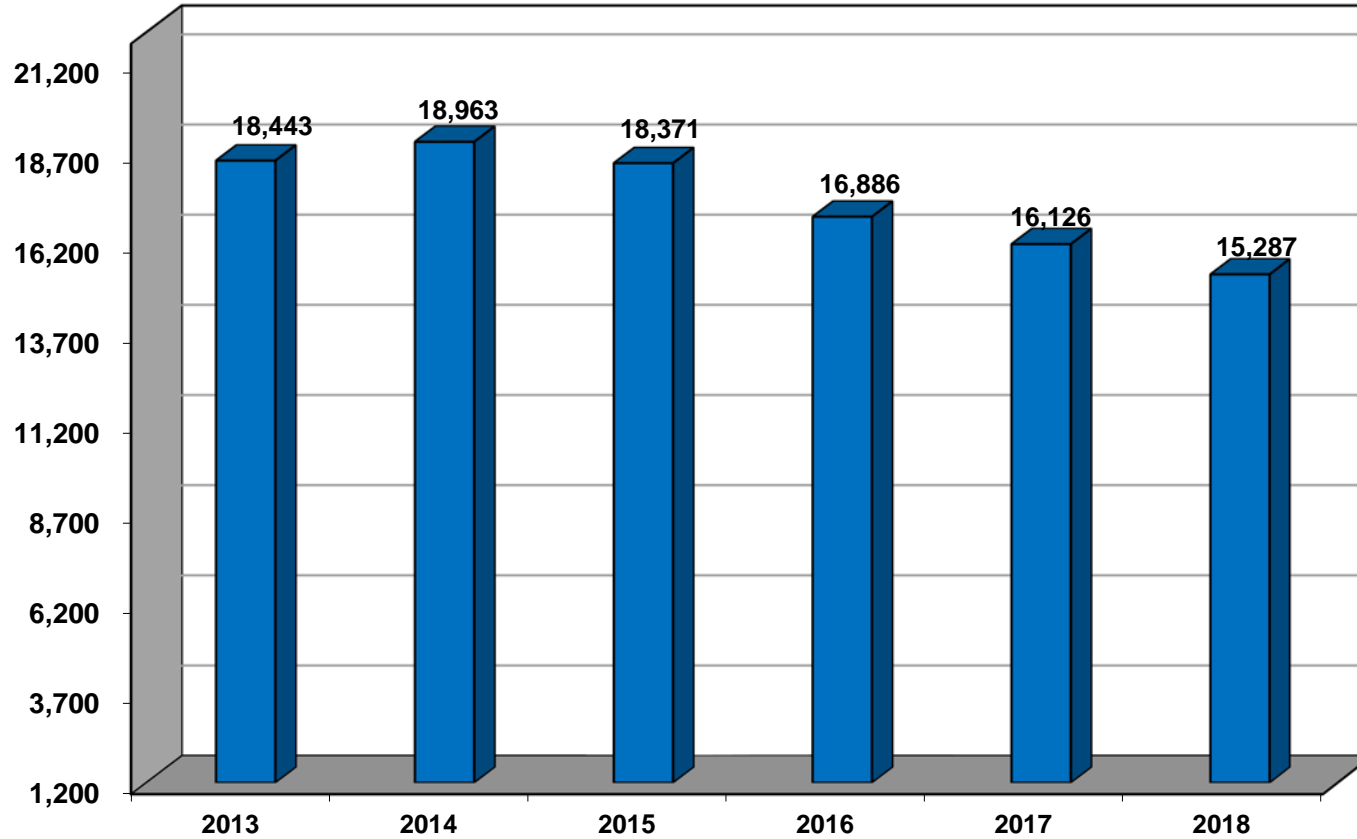
**Overall Change**  
**2018 Over 2017**  
**(Both Divisions)**

**-5.20%**

<b>2018 Over 2017</b>		
	<b>Memphis</b>	<b>Total %</b>
Chapter 7	(236)	-7.74%
Chapter 11	11	61.11%
Chapter 12	0	0.00%
Chapter 13	(498)	-5.03%
<b>Totals:</b>	<b>(723)</b>	<b>-5.57%</b>

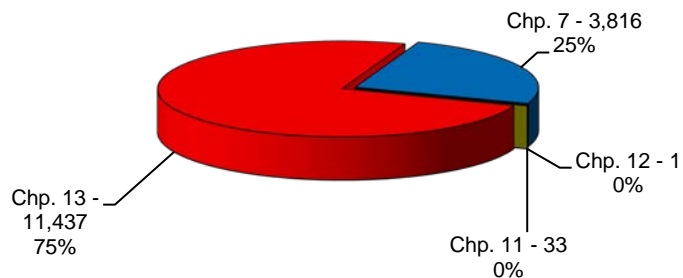
*Calculation of percentages are rounded to two places. .745 would be shown as .75 or 75%, and .744 would be displayed as .74 or 74%.*

**Total Closings For Western District By Year  
12 Month Period Ending Mar 31, 2018  
and Prior 12 Month Intervals**

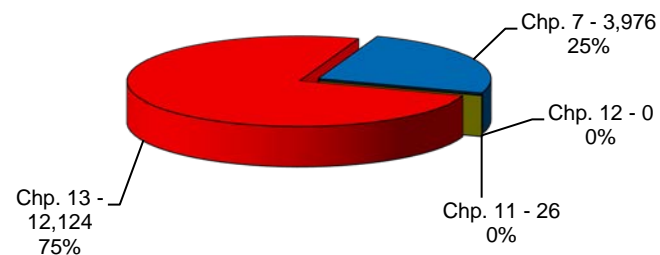


United States Bankruptcy Court  
Western District of Tennessee

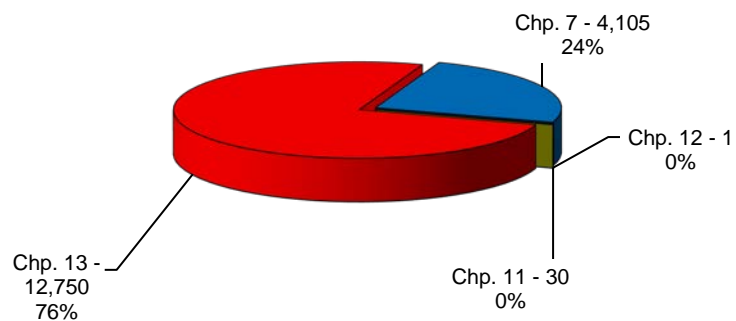
**Bankruptcy Case Closings  
Apr 01, 2017 thru Mar 31, 2018**



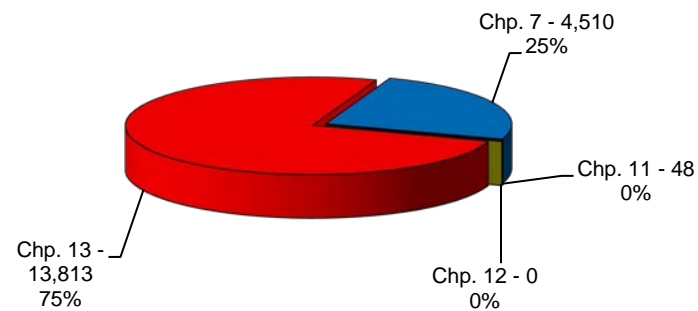
**Bankruptcy Case Closings  
Apr 01, 2016 thru Mar 31, 2017**



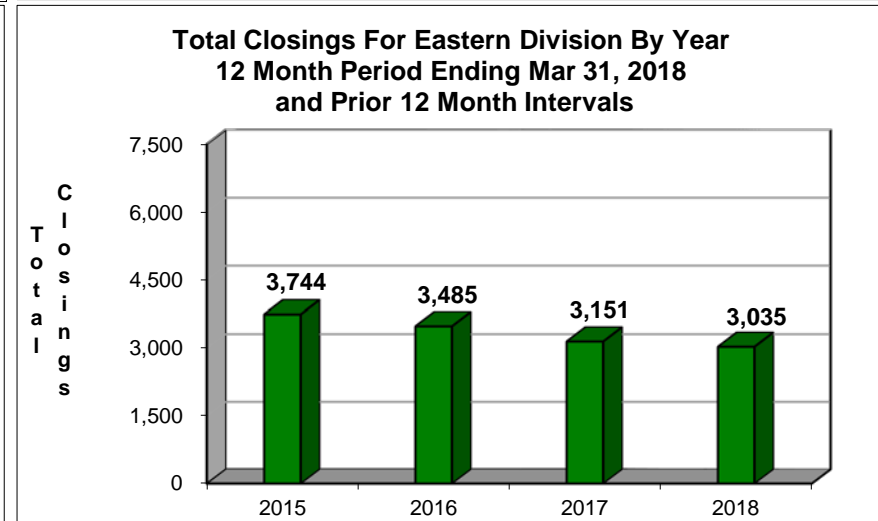
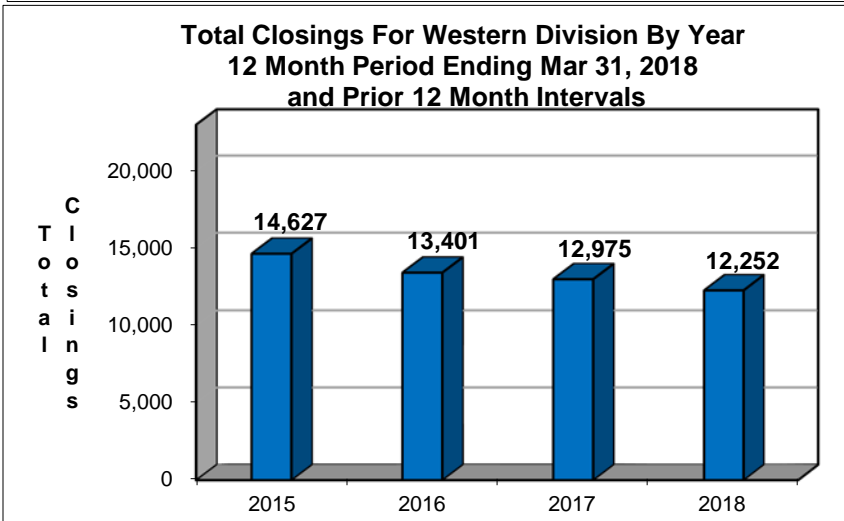
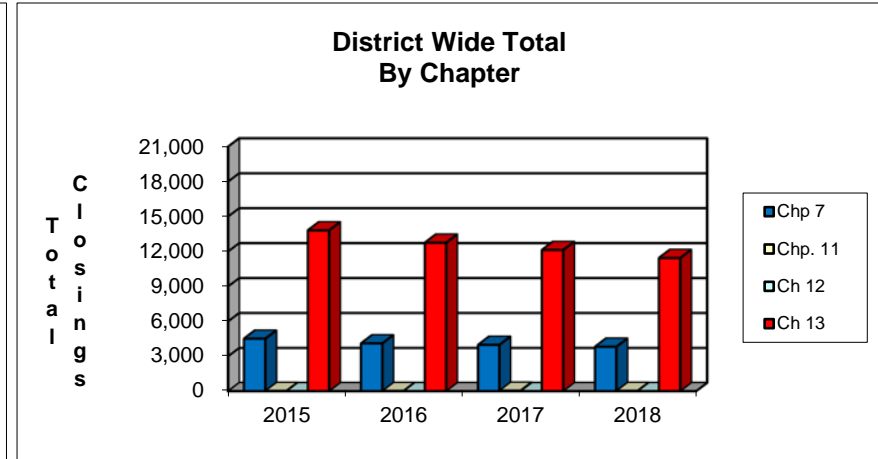
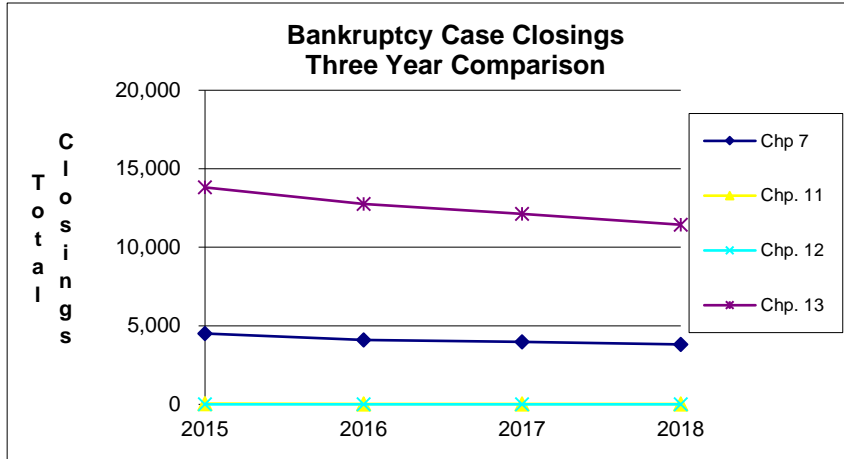
**Bankruptcy Case Closings  
Apr 01, 2015 thru Mar 31, 2016**



**Bankruptcy Case Closings  
Apr 01, 2014 thru Mar 31, 2015**



# United States Bankruptcy Court Western District of Tennessee



**Bankruptcy Case Filings and Closings Five Year Comparison 12 Month Period Ending Mar 31, 2018 and Prior 12 Month Intervals**